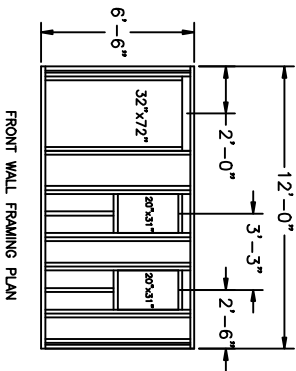
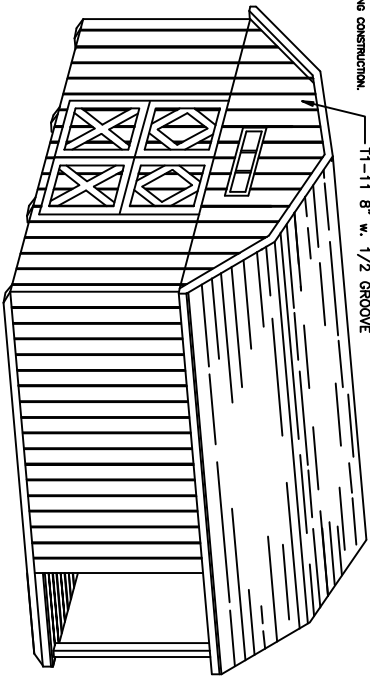
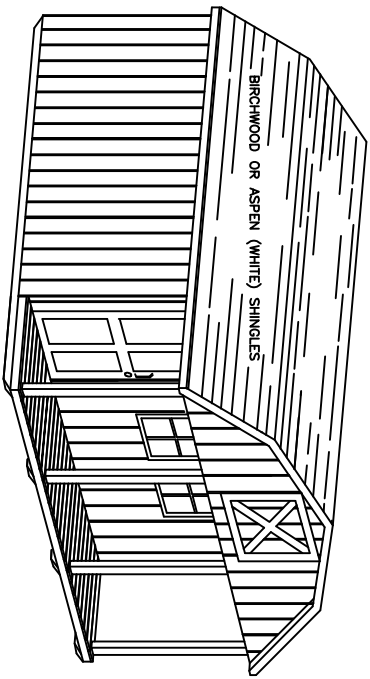


PORCH FRAMING DETAIL



NOTES:

- COPYRIGHT OF THESE PLANS IS HELD BY MARK S. SCHWENDAU.
- ALL WOOD FRAMING TO HAVE A KILN DRIED DESIGN STRENGTH OF 1,500 psi.
- COMPLY WITH ALL APPLICABLE BUILDING CODES.
- USE 8d NAILS FOR SHEATHING AND 16d NAILS FOR FRAMING.
- 1/2" ATIC DECK 4' AT FRONT AND 6' AT REAR DURING CONSTRUCTION.
- T1-11 NAILING NOTES AS FOLLOWS:  
 FOLLOW APA RECOMMENDED NAILING SPECIFICATIONS FOR 2" x 4" STUDS, 2" x 6" RAFTERS, 2" x 6" JOISTS, 12" x 6" TRUSSES, 12" x 6" PLATES, 12" x 6" BRACKETS AND 12" x 6" STUDS. BE SURE TO NAIL DIRECTLY THROUGH STUDS, SO THAT EACH PANEL IS FINED TO ASPHEN.



MARK S. SCHWENDAU

8887 ALPINE DRIVE  
PH. (815) 234-2680

BYRON, IL 61010  
E-MAIL schwendau@aol.com

ARCHITECTURAL  
DRAWING  
AND  
DESIGN

TITLE:

SCHWENDAU SHED 2011-1

REVISIONS	BY

CLIENT:	
DRAWN BY:	M.S.S.
CHECKED BY:	
DATE:	5.15.11
SCALE:	1/4" = 1'
FILE NUMBER:	051511-1
SHEET NUMBER:	1 OF 1